

MDE Semiconductor, Inc.

78-150 Calle Tampico, Unit 210, La Quinta, CA., USA 92253 Tel : 760-564-8656 • Fax : 760-564-2414

1-800-831-4881 Email: sales@mdesemiconductor.com Web: www.mdesemiconductor.com

MAXPak™ Series

MAX-200

HIGH CURRENT TRANSIENT VOLTAGE SUPPRESSOR

FEATURES

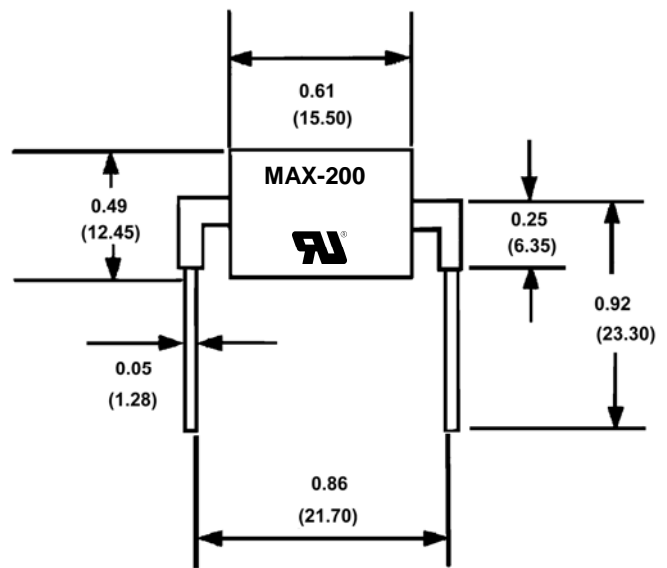
- **UL1449** Recognition
- **10KA Surge Capability @ 8 x 20 µsec** waveform (per IEC- 61000-4-5)
- Peak Power Dissipation 288KW
- Bi-directional
- Excellent clamping capability
- Repetition rate (duty cycle): 0.05%
- Sharp breakdown voltage
- Low incremental surge resistance
- Fast response time: typically less than 1.0 µs from 0 Volts to BV
- Operation temperature: -40°C to +125°C
- Epoxy encapsulated package has Underwriters Laboratory Flammability Classification 94 V-0

MECHANICAL DATA

Terminal: Ag Plated Axial leads, solderable per MIL-STD-750. Method 2026

Mounting Position: Any

Weight: 0.328 ± 0.033 ounces (9.300 ± 0.930 g)



Dimensions in inches
and
(Millimeters)

MAXIMUM RATINGS AND CHARACTERISTICS

Ratings at 25° C ambient temperature unless otherwise specified.

RATING	SYMBOL	VALUE	UNITS
Reverse Standoff Voltage	V _{rw}	181.8	Volt
Breakdown Voltage @ I _T =1.0mA	V _{br}	200 ± 5%	Volt
Clamping Voltage @ 1080A / 10x1000 µsec waveform	V _c	266 max	Volt
Reverse Leakage @ 181.8V	I _R	20 µ max	A

MDE Semiconductor, Inc.

78-150 Calle Tampico, Unit 210, La Quinta, CA., USA 92253 Tel : 760-564-8656 • Fax : 760-564-2414

1-800-831-4881 Email: sales@mdesemiconductor.com Web: www.mdesemiconductor.com

MAXPak™ 200 Series Rating and Characteristic Curves

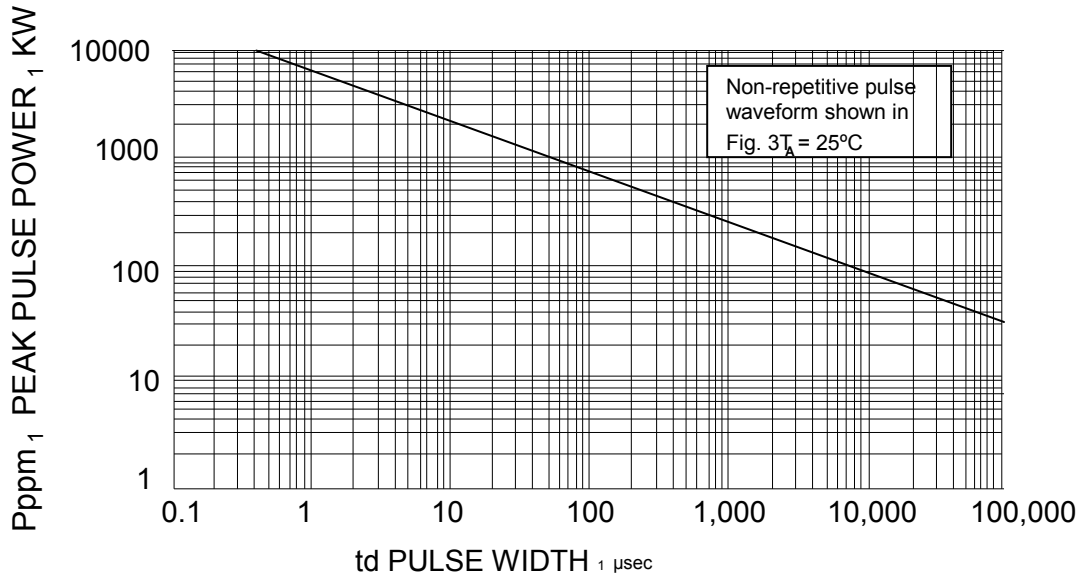


FIG. 1 PEAK PULSE POWER RATING

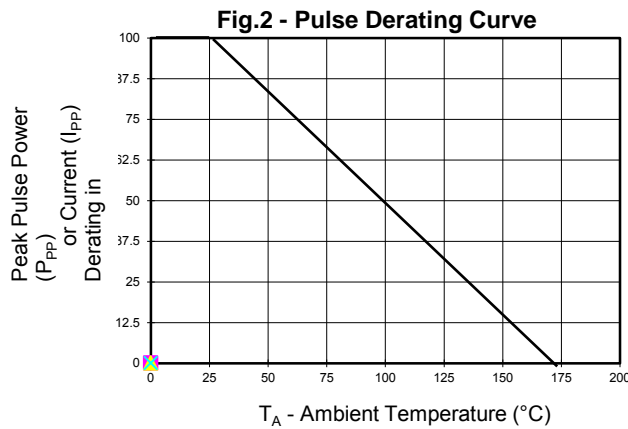


Fig.2 - Pulse Derating Curve

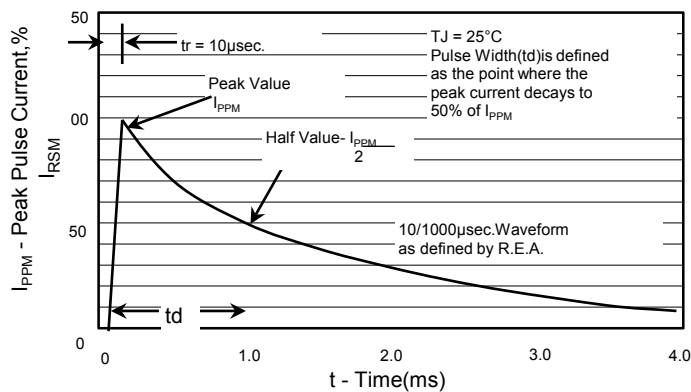


Fig.3 - Pulse Waveform