

MDE Semiconductor, Inc.

78-150 Calle Tampico, Unit 210, La Quinta, CA. U.S.A. 92253 Tel: 760-564-8656 • Fax: 760-564-2414

SURFACE MOUNT

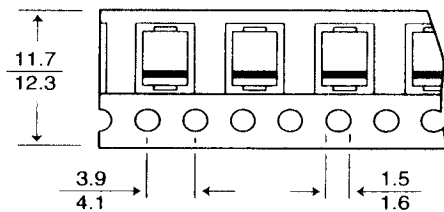
Minimum Packing Quantity

Body	Manufacturers Logo	Available Packaging	
		Tape & Reel	
		7"0 Qty.	13"0 Qty.
SMB	MDE	500	3K
SMC	MDE	500	3K

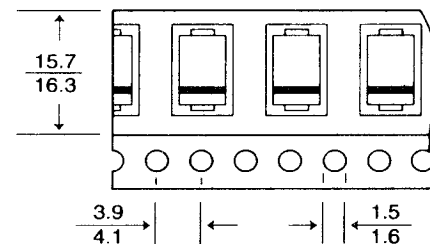
Note:
Quantities listed above are for minimum packaging quantity only.

Tape Dimensions And Orientation (Dimensions in mm)

SMBJ (12mm)

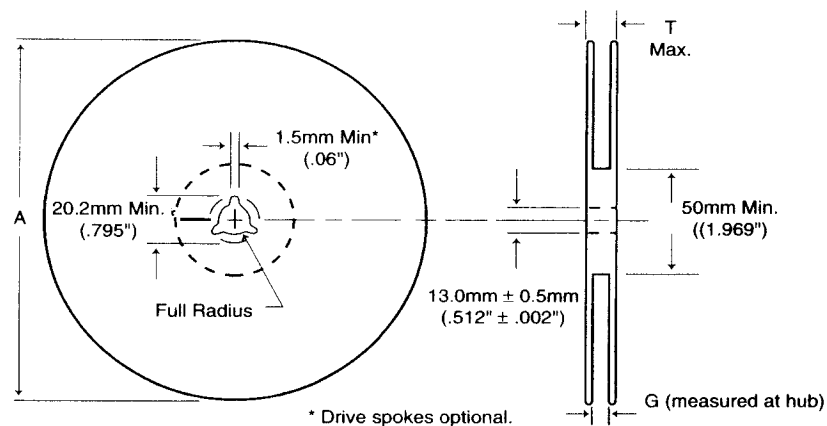


SMCJ (16mm)



Direction of Unreeling

Reel Specifications



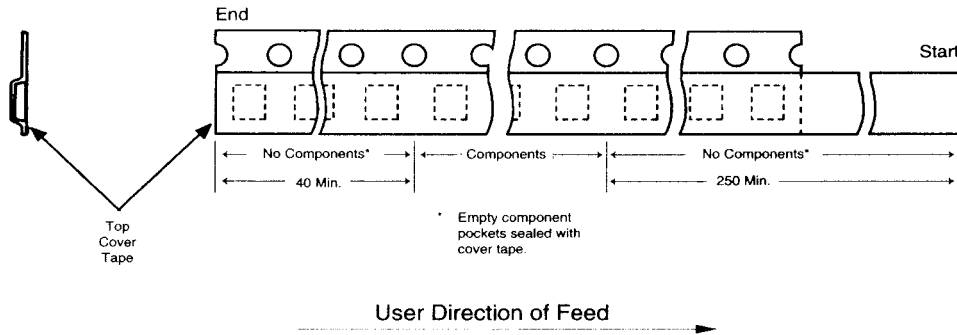
Reel Dimensions (dimensions in mm)

Tape Size	A Max.	G	T Max.
12 mm	330	12.4+2.0, -0.0	18.4
16 mm	360	16.4+2.0, -0.0	22.4

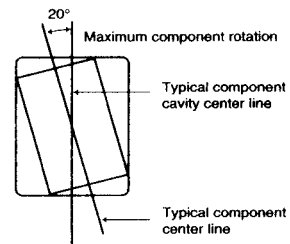
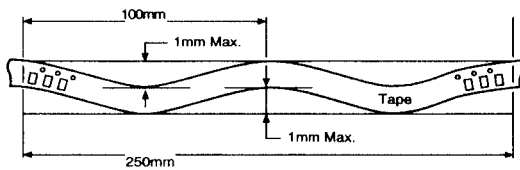
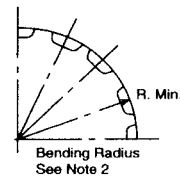
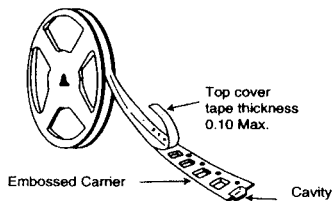
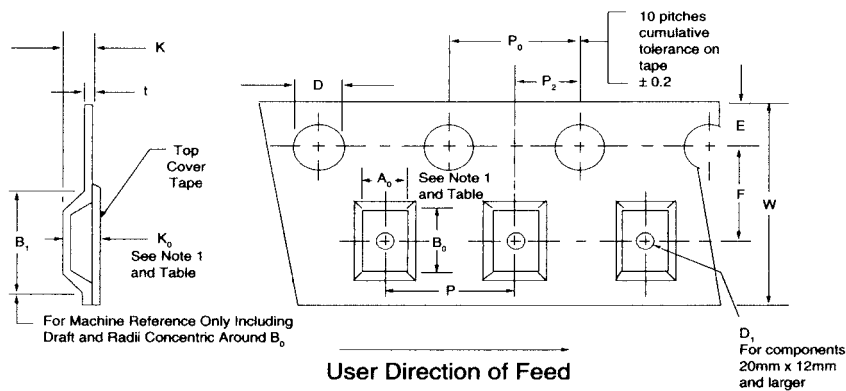
MDE Semiconductor, Inc.

78-150 Calle Tampico, Unit 210, La Quinta, CA. U.S.A. 92253 Tel: 760-564-8656 • Fax: 760-564-2414

Start and Finish Specifications



Embossed Carrier Tape Specifications



Embossed Tape Dimensions (dimensions in mm)

Tape Size	B ₁ (Max.)	D	D ₁ (Min.)	E	F	K (Max.)	P	P ₀	P ₂	R (Min.)	t (Max.)	w
12mm	8.2				5.5 ± 0.05	4.5	4.0 ± 0.1 8.0 ± 0.1			30		12 ± .30
16mm	12.1	1.5 ± 0.1	1.5	1.750 ± 10	7.5 ± 0.10	6.5	4.0 ± 0.1 8.0 ± 0.1 12 ± 0.1	4.0 ± 0.1	2.0 ± 0.1	40	0.4	16 ± .30

Note1: A₀ B₀ and K₀ are determined by components size. The clearance between the components and the cavity are per chart above. The cannot rotate more than 20° within the determined cavity.

Note2: Tape and components shall pass around radius "R", without damage.